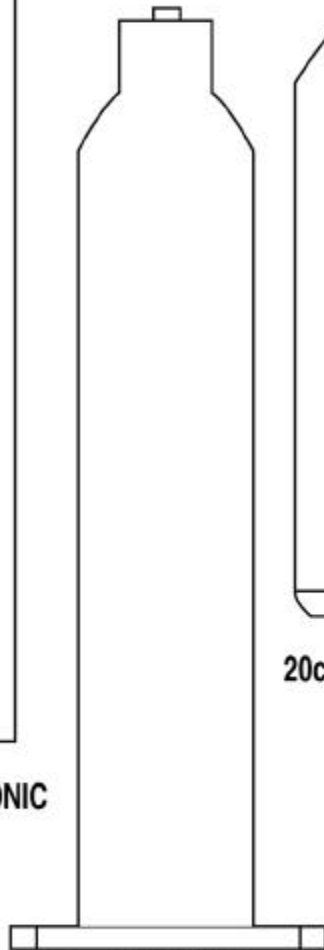


EPIBOND PACKAGING CHART

These sketches indicate profile and are approximately to scale.



30cc, PANASONIC




30cc, IWASHITA




20cc, PANASONIC*




30cc, EFD




10cc, EFD



10cc, GLT**



30cc, FUJI***



5cc, EFD

**Available with sensor follower.*

***The 10cc GLT is available with either a magnetic or ferro magnetic (attracted by magnetics) follower.*

****The standard 30cc Fuji comes with the sensor follower.*

NOTE: This chart does not include the following available packages: 150cc, 300cc, 310cc and the 10cc Iwashita. The 150cc and 300cc are the standard 6 inch and 12 inch standard solder paste cartridges. The 310cc is 2 inches in diameter and 8.5 inches long and fits standard "bathroom caulk" dispense guns and the 10cc Iwashita is approximately the same diameter as the 10cc GLT and slightly shorter.